

# FanEx<sup>®</sup>

AIR COOLED HEAT EXCHANGERS

Standard **X**change  
a xylem brand

# Air Cooled Heat Exchangers


## AIR TO OIL (MODEL F700)

## AIR TO WATER/GLYCOL (MODEL F740)

When you need a compact and dependable air cooled unit, select the FanEx unit from Standard Xchange, the best known name in heat transfer.

FanEx units feature electric motor driven fans constructed with quality TEFC Motors. Fans are attached to the plate fin cooling core. The core is constructed of die formed aluminum plate fins and seamless copper tubes.

FanEx provides you with the self-contained heat transfer package ready for you to make your fluid and electrical connections.



## HEAT EXCHANGERS CUT COSTS

FanEx heat exchangers are your best choice when you need dependable cooling. They're from Standard Xchange ... the best known-name in heat transfer.


### FanEx units allow you to:

- Locate your cooler in a convenient location when cooling water piping is not located nearby.
- Control viscosity in hydraulic systems thereby promoting longer life of component parts. In similar fashion units can be used for controlling viscosity of oils in lubricating oil systems.
- Design a closed cooling system.

## FANEX MEANS RUGGED EFFICIENCY

Tough, heavy-gauge construction... with copper tubes and headers ... rigid steel frame ... all give you a fluid cooler that keeps on doing the job in your demanding day-to-day plant operating environment. Models F700 for air/oil applications with amaspher turbulation. Models F740 for air/water applications.

## AMASPHER TURBULATION: THE SECRET OF BETTER OIL COOLING




In an "ordinary" cooling core, oil flowing next to the inside wall of the tube cools more rapidly than the oil flowing down the center of the tube. To be most efficient, heat exchanger tubes must contain special devices - "turbulators" - to mix the warmer oil in the tubes' center with the cooler oil at the inside tube wall.

Our unique patented, laboratory-tested Amaspher turbulators are hollow metal spheres, randomly inserted in FanEx heat exchanger tubes. They tumble the oil over itself (like pebbles in a brook), cooling more efficiently and making your FanEx unit more compact.

Available in F700 Air/Oil units

Aluminum plate fins with rugged 1/2" seamless copper tubes produce maximum heat transfer with minimum airside pressure loss.



## SPECIFICATIONS

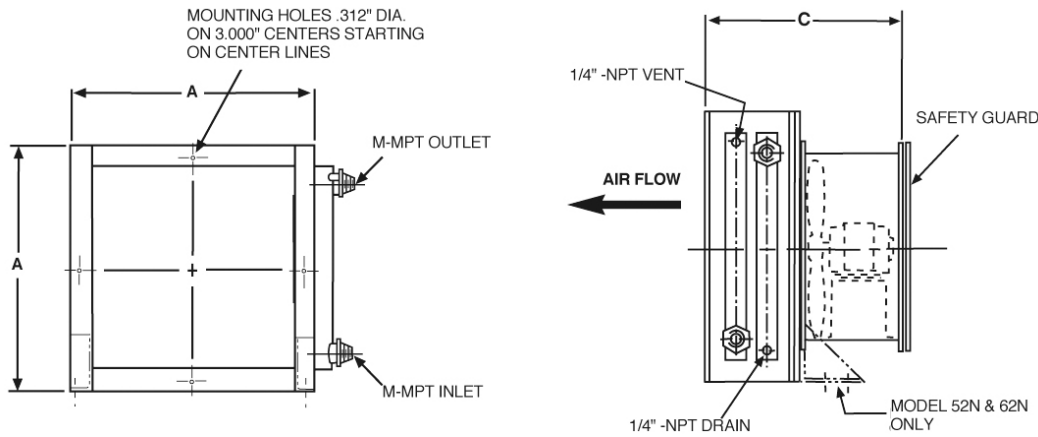
### Materials

Plate fins .....	Aluminum*
Tubes .....	1/2" OD Seamless Copper*
Headers .....	Copper*
Core Housing .....	Galvanealed Steel
Motor Support.....	Steel
Working pressure.....	200 PSI
Maximum Temperature .....	350°F

**\*Note:** Units are furnished with copper tubes, however, 90/10 CuNi, 316L SS and steel are also available. In similar fashion, standard fin material is aluminum, however copper fins can be provided. Coils can also be coated with a baked phenolic material and can be provided with flanged connections.

SIZE	MOTOR		HEIGHT A	DEPTH C	FANEX F-700 MODEL	M MPT	FANEX F-740 MODEL	M MPT	APPROX. UNIT WT/LBS.
	FAN HP	RPM							
15	1/2	1750	18	19.9	15L	1	–	–	80
15	1/2	3450	18	21.9	15H	1¼	–	–	96
17	1/3	1750	20.5	22.0	17H	1½	–	–	112
22	3/4	1750	25.5	21.9	22H	1½	224	1 1/2	152
27	1	1750	30.5	22.9	27H	2	274	1 1/2	190
32	2	1750	35.5	24.5	32N	2	324	2	256
37	2	1750	40.5	25.0	37N	2	374	2	334
42	5	1750	45.5	25.0	42N	2	424	2	400
47	5	1750	50.5	27.0	47N	2	474	2	500
52	5	1750	55.5	31.3	52N	2	524	2	600
62	7.5	1160	65.5	32.8	62N	2	624	2 1/2	800
32H	7.5	1750	35.5	24.5	32H	3	–	2 1/2	264

### MODELS 15 THROUGH 62



### MODEL 32H (ONLY)

